

SERIES N1 STOP GATE

TABLE OF CONTENTS

V e n d o r D a t a

Application and Specification

Installation and Maintenance Instructions

Limited Warranty

VENDOR DATA

**HALLIDAY PRODUCTS, INC.
6401 Edgewater Drive
Orlando, FL 32810**

Phone: 407-298-4470 - Fax: 407-298-4534

Toll Free: 800-298-1027

Email: info@HallidayProducts.com

Web Site at www.HallidayProducts.com

Armond Bordeau, Contact

Series N1 Stop Gate

STANDARD FEATURES:

One-Piece 6061-T6 extruded aluminum frame
One-Piece polymer guide
¼" thick 6061-T6 aluminum gate
Low coefficient of friction
Deep seating for optimum tracking
Reinforced to deflect no more than 1 360th of span
Standard rod handle
Optional round (P) handle
3-year guarantee

SPECIFICATION:

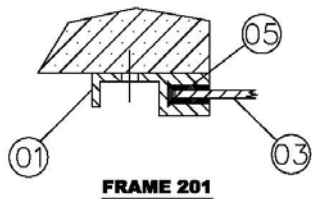
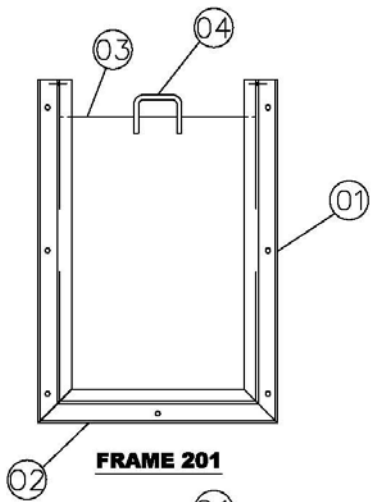
The stop gate assemblies shall be manufactured by Halliday Products, Inc. Orlando, Florida. The frame shall be a one-piece ¼" thick 6061-T6 aluminum extrusion, with a continuous embed or mounting flange as required. The aluminum frame shall be mitered and welded continuously and shall incorporate a one-piece extruded polymer channel liner. The gate shall be ¼" thick 6061-T6 aluminum and reinforced to deflect no more than 1 360th of the span. The bottom edge of the gate shall be beveled for positive seating. Unit shall be guaranteed against defects in material and/or workmanship for a period of 3 years.

Series N1 Stop Gate

APPLICATION:

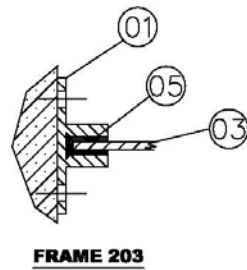
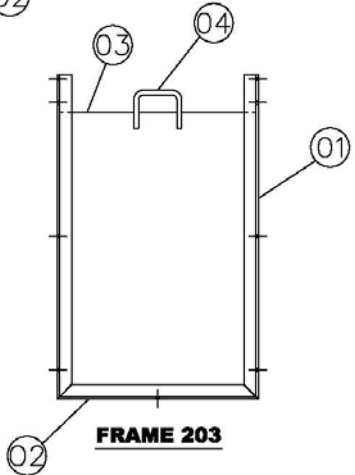
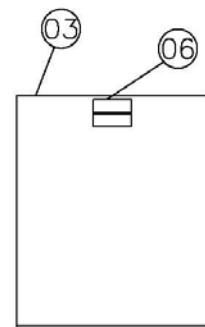
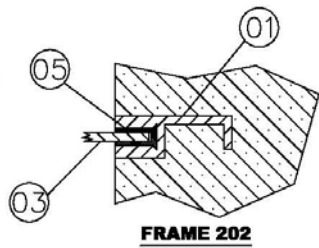
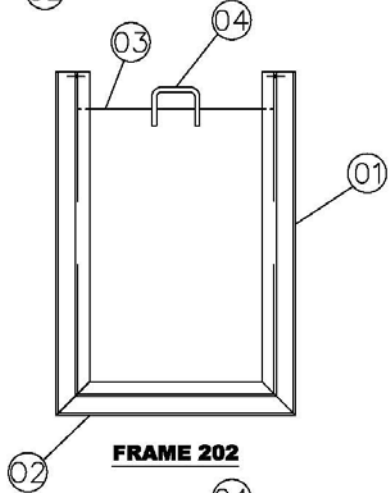
Manually operated (hand pulled) stop gates are used in low head conditions where a slight leakage is allowable. This type of gate is commonly used in splitter boxes, headworks, weir boxes and bar screen structures. This style gate should not be used if the size requirement exceeds 36" x 36". The extruded aluminum frame weighs 2.3 lbs. per foot and comes with a factory applied bituminous coating. The framework incorporates a dovetail polymer guide sized for 1/4-in. aluminum plate. Units conform to AWWA 501-C allowable leakage standards, and can be embedded, face mounted or installed in existing channel applications.

HP
 HALLIDAY PRODUCTS
 SERIES N1A, N1B, N1C
 (STOP GATE)



STANDARD COMPONENT PARTS

- ① FRAME SIDE
- ② FRAME BOTTOM
- ③ GATE
- ④ HANDLE
- ⑤ POLYMER FRAME GUIDE
- ⑥ PIPE HANDLE



Installation, Operation and Maintenance

INSTALLATION:

When Halliday Products stop gates are embedded, block-outs should be used. Block-out cavity should be a minimum of 3 inches wide by 5 inches deep.

Units must be set plumb and properly located, braced and grouted in place. Where the gate is to mount on the face of the concrete, grout should be placed between the gate frame and the concrete. It is vital that the gate frame be plumb and properly located, and that it not be distorted during installation.

Stainless steel anchor bolts are furnished by the manufacturer.

OPERATION:

A person should operate Halliday Products stop gates. No mechanical device should be used. Make sure that debris, such as wood or metal items, is not interfering with the stop gate movement.

MAINTENANCE:

Halliday Products uses only aluminum and Tivar in the construction of stop gates. Consequently, minimal maintenance is required to keep the units in good working condition.

For ease of operation and long product life we recommend that once yearly the gates should be removed and inspected for heavy buildup of debris, and that frame slots are free of debris.



LIMITED WARRANTY

Halliday Products, Inc., a Florida Corporation (“Company”) warrants to the original customer the aluminum stop gate and frame will be free from defective material or faulty workmanship for a period of three (3) years from date of purchase by Customer. In the event of malfunction or other indication of failure attributable directly to defective material or faulty workmanship, Company will, upon receipt of a written notification from customer of such defective material or faulty workmanship, at its option and expense, repair or replace the defective stop gate assembly, or a component thereof, to whatever extent Company shall deem necessary to restore the stop gate assembly, or a component thereof, to proper operating condition. Company may replace the defective stop gate assembly, or a component thereof, with either a new or remanufactured, functionally equivalent stop gate assembly or component thereof at the Company’s option. **THIS WARRANTY IS EXCLUSIVE AND IN LIEU OF ALL OTHER WARRANTIES, WHETHER OR NOT STATUTORY, OR EXPRESSED OR IMPLIED, INCLUDING WITHOUT LIMITATION, THE IMPLIED WARRANTIES OF MERCHANTABILITY AND FITNESS FOR A PARTICULAR PURPOSE. THE EXCLUSIVE REMEDY FOR DEFECTIVE STOP GATE ASSEMBLY SHALL BE ONLY IN CONTRACT, WHETHER OR NOT CAUSED BY A DEFECTIVE STOP GATE ASSEMBLY, OR NEGLIGENCE. COMPANY’S LIABILITY FOR LOSS OR DAMAGES SHALL NOT EXCEED THE PRICE PAID BY CUSTOMER FOR THE STOP GATE ASSEMBLY, REGARDLESS OF THE FORM OF ANY CLAIM. IN NO EVENT SHALL COMPANY BE LIABLE FOR ANY SPECIAL, INCIDENTAL, INDIRECT, CONSEQUENTIAL, OR PUNITIVE DAMAGES WHATSOEVER RESULTING FROM ANY DEFECTIVE STOP GATE ASSEMBLY OR COMPONENT THEREOF. IF MODIFICATION OR ALTERATION IS MADE TO THE STOP GATE ASSEMBLY OR COMPONENT THEREOF BY OTHER THAN COMPANY AUTHORIZED PERSONS, OR IF IT IS INSTALLED IMPROPERLY, OR MISUSED, ABUSED AND/OR NEGLECTED, THIS LIMITED WARRANTY IS NULL AND VOID AND OF NO EFFECT. THIS LIMITED WARRANTY DOES NOT APPLY AND THE COMPANY WILL HAVE NO RESPONSIBILITY HEREUNDER FOR NORMAL WEAR AND TEAR.**

Halliday Products, Inc.
6401 Edgewater Dr
Orlando, FL 32810
Toll Free: 800-298-1027
Fax: 407-298-4534
Email: Info@HallidayProducts.com